

# GRADE 1 RIDING & HORSE CARE

## WORKSHEET 1: Revision



### Activity

Name:.....

Can you remember these **facts** about **horses**, and **what they eat and drink**?  
If you can, write the **missing words** in the boxes next to the photographs on this page (you can ask for help with this if you need it).



**What does a horse drink?**

A horse drinks

---



**What does a horse eat?**

A horse eats

---



**A horse may also eat**

---



# GRADE 1 RIDING & HORSE CARE

## WORKSHEET 2: Revision



### Activity

Name: .....

Can you remember these **facts** about **horses** and **where they live**?

If you can, write the **missing words** in the boxes next to the photographs on this page (you can ask for help with this if you need it).



**Where does a horse live?**

A horse lives in a

\_\_\_\_\_



**Where else might a horse live?**

A horse may also live in a

\_\_\_\_\_

Can you write the name of your **favourite horse** in this box  
(or the horse you usually ride in your RDA lesson)?



\_\_\_\_\_

**Do you know where this horse lives?** Ask your RDA helper if you need a clue!

This horse lives in a

\_\_\_\_\_

# GRADE 1 RIDING & HORSE CARE

## WORKSHEET 4: Revision



### Activity

Name: .....

Use this worksheet to show that you know some basic parts of a horse's body.

Can you fill in the **missing words** by each arrow, choosing the correct one for each body part from the list below?

ears

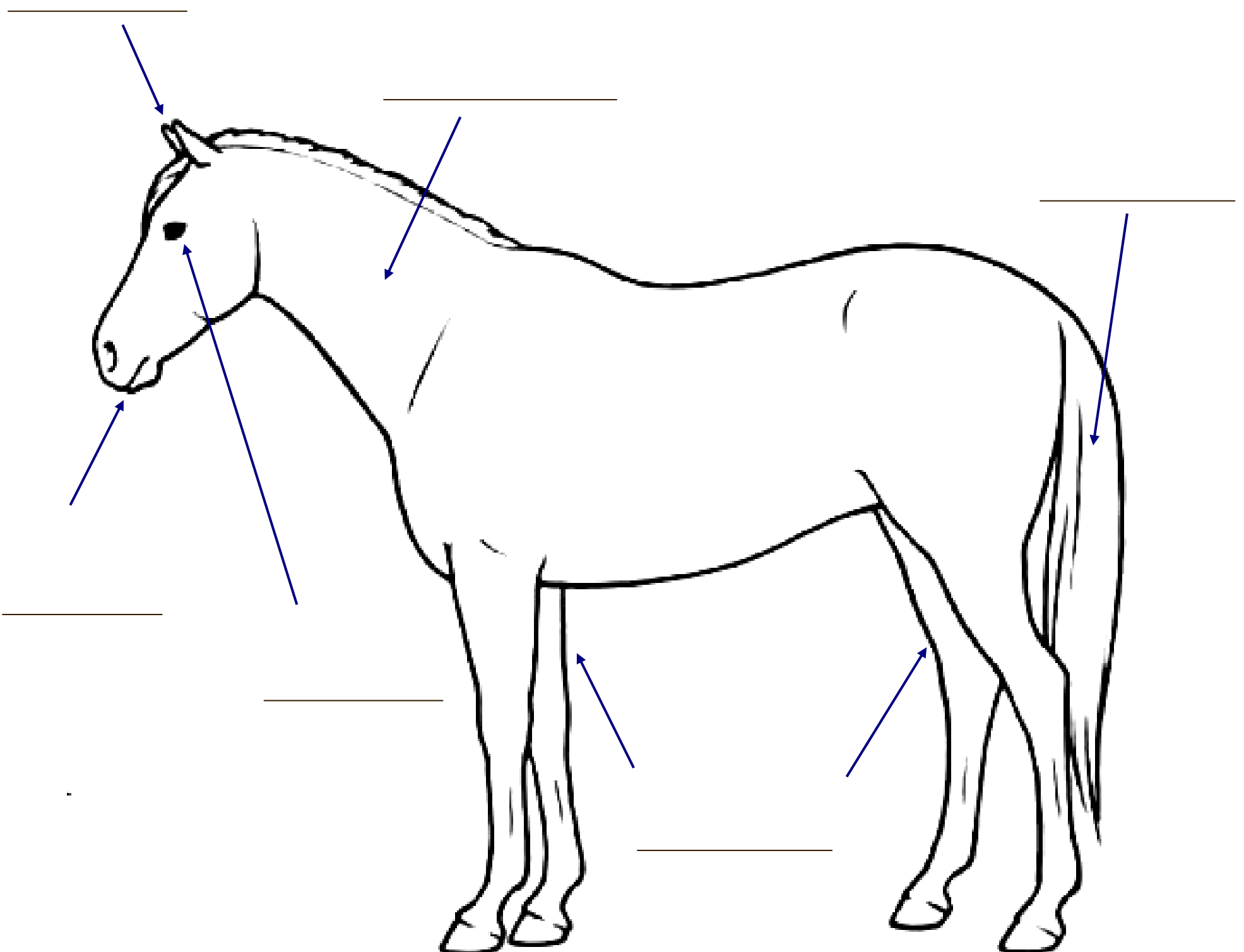
eyes

mouth

leg

tail

neck



# GRADE 1 RIDING & HORSE CARE

## WORKSHEET 3: Revision



### Activity

Name: .....

Use this worksheet to show that you know some basic pieces of **tack** that we use when we ride a horse.

Can you fill in the **missing words** by each arrow, choosing the correct piece of **tack** from the list?

reins

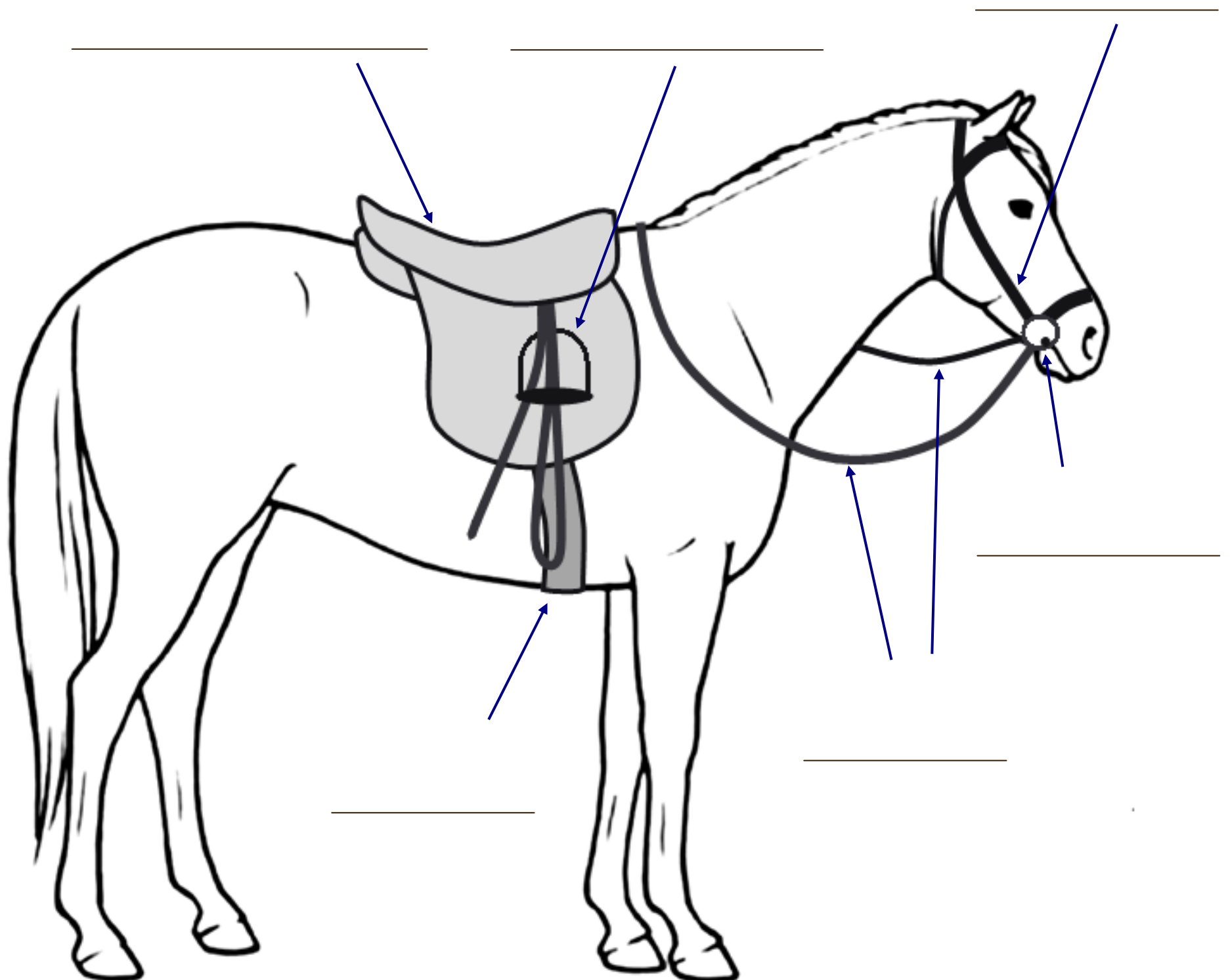
stirrup

bridle

bit

girth

saddle





# GRADE 2 RIDING & HORSE CARE

## WORKSHEET 1: Revision



### Activity

Name: .....

Horses come in many different colours, and with lots of unique markings!  
Can you name the colours of each of the horses in the photographs below?  
Write your answers underneath each of the pictures.



Can you name each of these **markings**, too?



# GRADE 2 RIDING & HORSE CARE

## WORKSHEET 2: Revision



### Activity

Name:.....

Use this worksheet to show that you know some of the basic **tools** we might find in a **grooming kit**.

Draw lines or arrows to match the names of the tools to the pictures below.

*dandy brush*

*hoof pick*

*body brush*

*plastic curry comb*

*metal curry comb*



# GRADE 2 RIDING & HORSE CARE

## WORKSHEET 3: Revision



### Activity

Name: .....

Use this worksheet to show that you know some more parts of a horse's body.

Can you fill in the **missing words** by each arrow, choosing the correct one for each body part from the list below?

forelock

withers

back

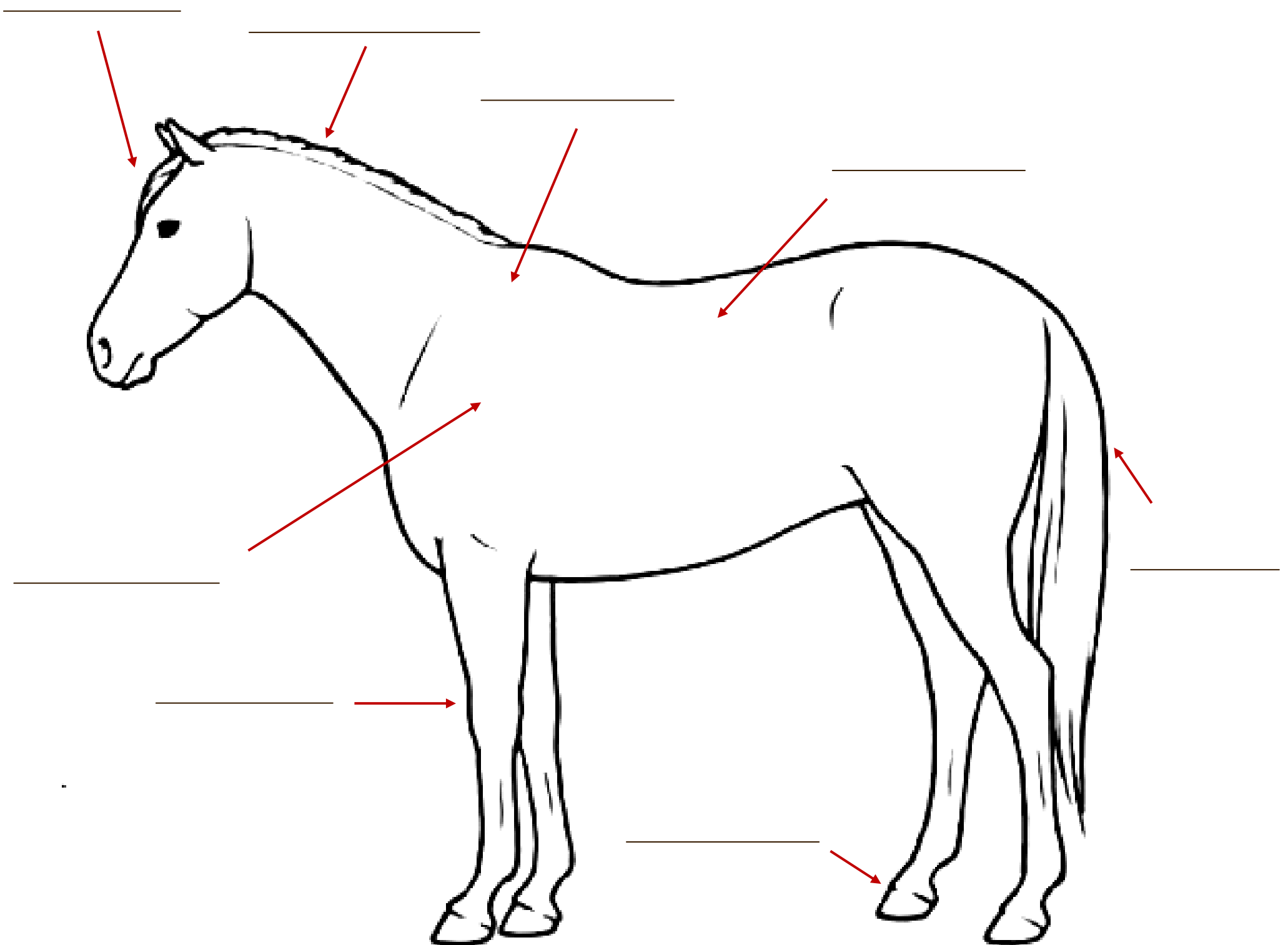
tail

knee

mane

shoulder

hoof



# GRADE 2 RIDING & HORSE CARE

## WORKSHEET 4: Revision



### Activity

Name: .....

Use this worksheet to show that you know some more items of **tack**.

Can you fill in the **missing words** by each arrow, choosing the correct piece of **tack** from the list?

cheekpiece

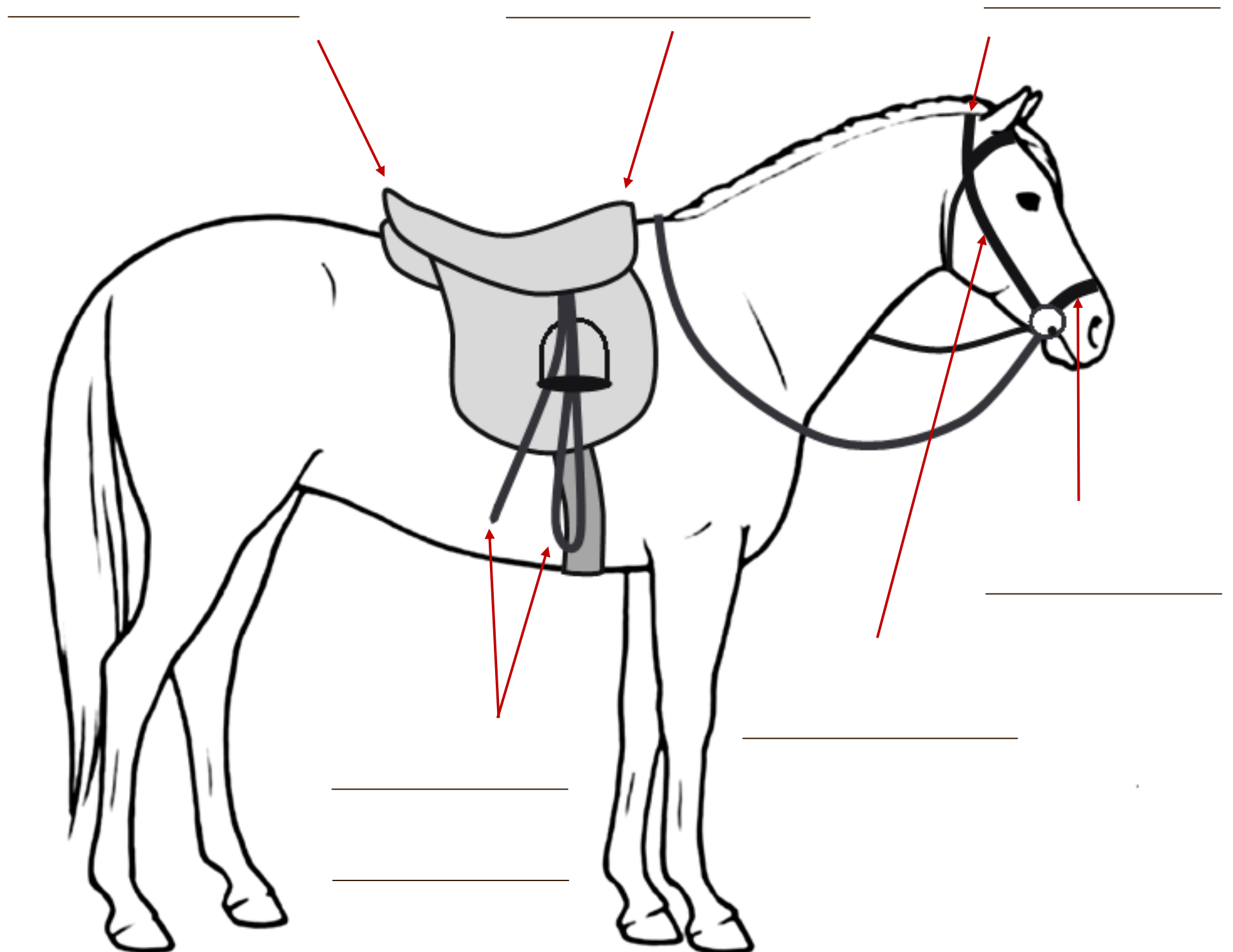
noseband

cantle

pommel

headpiece

stirrup leathers





# GRADE 3 RIDING & HORSE CARE

## WORKSHEET 1: Revision

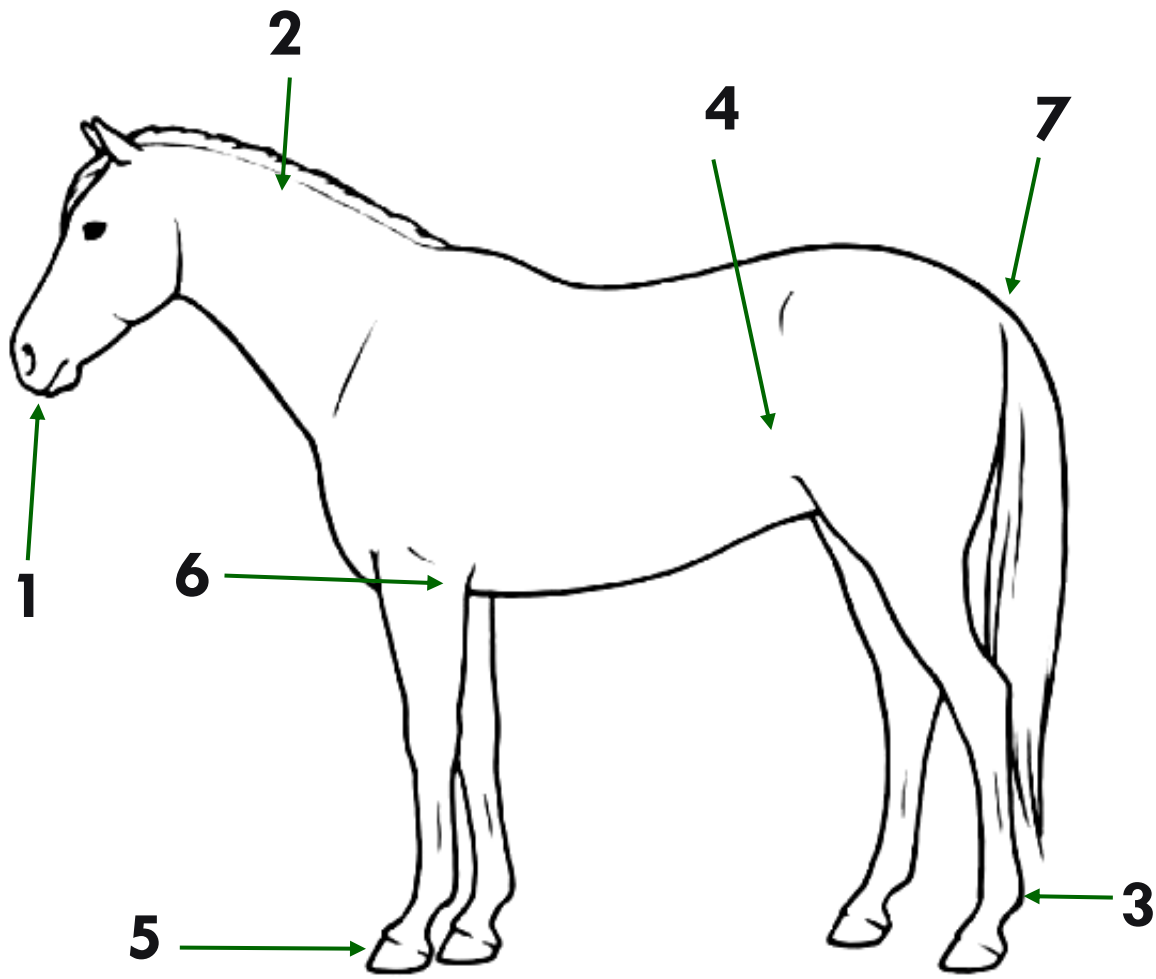


### Activity

Name: .....

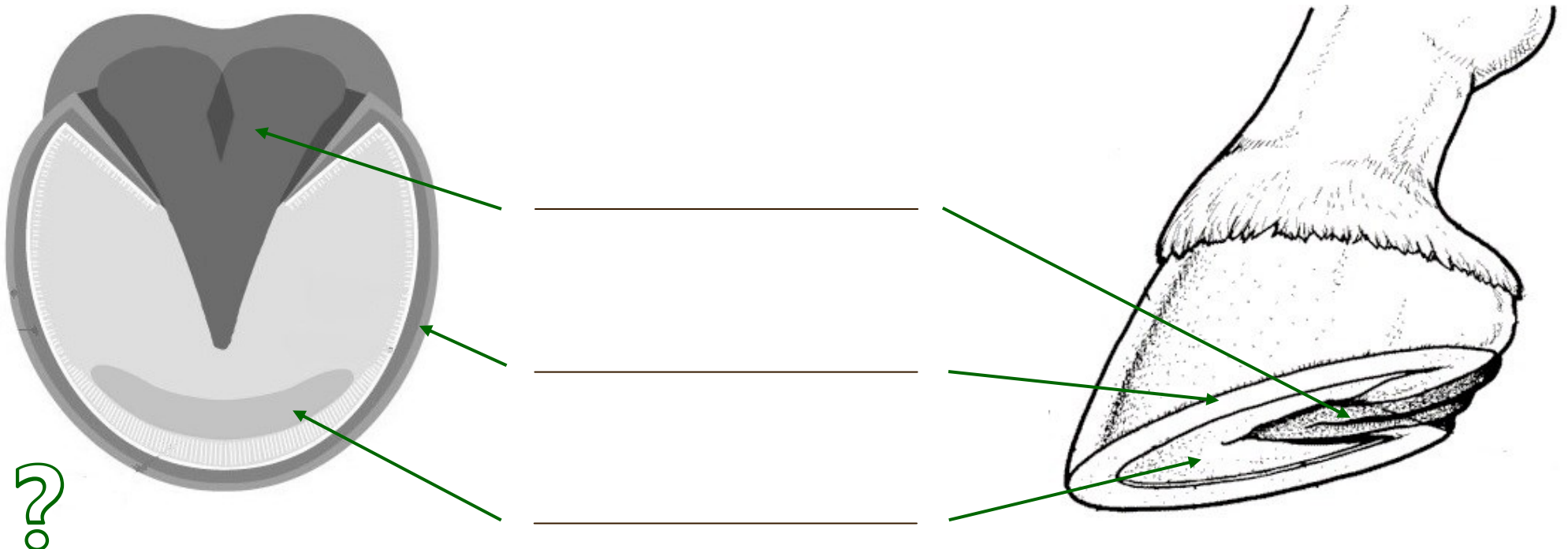
Name the parts of the horse's body numbered on the drawing below.

Write your answers next to the correct number in the table beside the picture.



1	
2	
3	
4	
5	
6	
7	

Next, carefully label the parts of the hoof shown in the pictures below:



What tool would we use to clean out a horse's hooves?

.....

Give two reasons for picking out the hoof:

.....

.....

# GRADE 3 RIDING & HORSE CARE

## WORKSHEET 2: Revision



Activity

Name: .....

Label each of the items of equipment and grooming kit shown in the photographs below.

Write your answers underneath each of the pictures.



Extension activity:



Why do we brush a horse's coat, and how does it help them?

.....

.....

.....

Why is it important to groom a horse's mane and tail? What type of tools might you use to do this?

.....

.....

.....


# GRADE 3 RIDING & HORSE CARE

## WORKSHEET 3: Revision



Activity

Name: .....



On this picture, carefully label the following parts of the bridle and tack. You can draw lines or arrows to match the words to the correct part of the picture.

- THROATLASH
- BROWBAND
- NOSEBAND
- REINS
- BIT
- STIRRUP
- SADDLE

Can you also label these parts of the saddle?



Explain why it is important to run up the stirrups. When should we *always* do this?



.....

.....

.....

.....